







ST. THOMAS SCHOOL, SUNARI, AGRA


SYLLABUS OF CLASS – Senior KG

SESSION- 2026-27

SUBJECT	UT-1	HALF YEARLY		UT-2	ANNUAL	
	TOPICS	TOPICS	PROJECT	TOPICS	TOPICS	PROJECT
ENGLISH WRITTEN <i>(Literacy)</i>	<ul style="list-style-type: none"> Vowel Sounds (Pg 5-12) (A, E, I,O,U) Use of A / An (Pg 51-55) Rhyming Words (Pg 24,25,26) Things that go together (Pg 27,28) One and many (pg 42,43,44) 	<ul style="list-style-type: none"> Consonants blend Dictation Use of This/That (Pg 25-66) Use of These & Those (Pg 70,71,72) Describing words Opposites words (pg. 85,86) Action words (Pg 80,81,82) (Gender) 	Plant a sapling at your home during summer break, give it a name, water it daily, take care of it and submit it after summer break. Also share your experience of having a new green friend.	<ul style="list-style-type: none"> Use of 'And' Use of is & are (Pg 68,69) Use of ' I , You, My, Your Use of 'We' and 'They' Five lines on myself (Pg98) 	<ul style="list-style-type: none"> Preposition/Position words (Pg 38,39,40) Use of He, She (Pg 57,59) Use of is & are (Pg 67,68,69) Flowers name Vegetables name Fruits name Use of has/have Days of the week (Pg 90,92,93) Months of the year (Pg 94,95) What is This / That Use of Has / Have (Pg 49 & 50) Days of the Week (Pg 51) A Year (Pg 52 & 53) Five lines on ' My Pet ' 	Prepare 3 finger puppets <ol style="list-style-type: none"> Animals and Birds (roll no- 1-20) Opposites (roll no- 21-30) Days of the Week (roll no- 31-40) Months of the Year (roll no- 41-50)
ENGLISH ORAL	-----	<ul style="list-style-type: none"> Gender Five Fruit Five Vegetables name Five Flowers name Five lines on the topic "Myself" 	-----	-----	<ul style="list-style-type: none"> Months of the Year(with spelling) Days of the Week Five lines on the topic "My School" 	 -----
ENGLISH RHYMES	-----	<ul style="list-style-type: none"> Pg no(1-15) 			<ul style="list-style-type: none"> Pg no(16-30) 	-----

ENGLISH READING (PHONICS)	Pg (5-12)	Pg no(13-36)			Pg no(37-66)	-----
ENGLISH CURSIVE WRITING BOOK	Pg no (4-20)	Pg no(21-47)			Pg no(48-60)	Pg no(61-87)
MATHS WRITTEN (NUMERACY)	<ul style="list-style-type: none"> • Revision Numbers (1- 100) (Pg-07-36) • Numbers (101-200) • Table of (2,3) • Numbers name (1-20) (Pg65,97,119,100,145) 	<ul style="list-style-type: none"> • Dodging (101-200) • Table of (4,5,6) • Numbers name (21-50) • Shapes (2D & 3D) (Pg 3,5,41,43,100,122,123, 124,125) • Reverse counting (50-1) • What comes before, after and between (1-50) • Addition (Single digit) (Pg 129-135) • Subtraction (Single digit) (Pg 137-144) Put the sign(<,>=) (1-50) • Ascending and Descending order (1-50) (Pg 38,39) 	<p>Prepare one craft item with the help of 2D and 3D shapes</p> 	<ul style="list-style-type: none"> • Table of (7,8,9) • Numbers name (51-70) • Roman Numerals (1-20) • Time • Ascending & Descending 	<ul style="list-style-type: none"> • Table of (10,11,12) • Mixed Tables(212) • Numbers name (71-100) • Ordinal numbers (1-10) • Reverse counting (100-51) • Addition (Double digit) • Subtraction (Double digit) • Multiplication (Single digit) • What comes before, after and between (1-100) • Put the sign (<,>=) (51-100) • Currency/Money (Pg 157) 	<p>Prepare a clock using waste materials.</p> 

MATHS ORAL	-----	<ul style="list-style-type: none"> • Tables (2-6) • Numbers name (1-50) • Shapes (2D & 3D) • Reverse counting (50-1) 		-----	<ul style="list-style-type: none"> • Tables (2-12) • Numbers name (51-100) • Ordinal numbers (1-10) • Reverse counting (100-50) 	-----
ART & CRAFT (BOOK)	Pg 1,2,3	Pg 4 – 15	-----	Pg.16,17	Pg. 18-30	
DRAWING (NOTE BOOK)	-----	Fun with numbers, Fish, 2-D Shapes, Umbrella Tomato (Paper tearing & pasting) Pg 33	-----	-----	3-D Shapes, Butterfly, Rangoli, Santa Claus' Face, Fish (cotton bud impression)	-----
HINDI WRITTEN (HINDI)	<ul style="list-style-type: none"> • 'अ' बिना मात्रा के शब्द (Pg 1-10) • (ा) आ की मात्रा (Pg 12,13,14) • इ की मात्रा (Pg 16-20) • ई की मात्रा (Pg 21-25) 	<ul style="list-style-type: none"> • उ की मात्रा (Pg 26-28) • ऊ की मात्रा (Pg 32,33,34,35) • ऋ की मात्रा (Pg 37-40) • ए की मात्रा (Pg 41-45) • ऐ की मात्रा (Pg 47-51) • □□□□□□□ख 	Choose your favourite topic from the given one and prepare 5-6 lines on the same for oral presentation after Summer Break: <ul style="list-style-type: none"> • मेरा विद्यालय • नानी घर की सैर • गर्मी की छुट्टियां 	<ul style="list-style-type: none"> • ओ की मात्रा (Pg 53-57) • औ की मात्रा (Pg 59-64) • 'अनुस्वार' की मात्रा (Pg 67-70) • अनुनासिक की मात्रा – (Pg no 71) 		

HINDI ORAL	-----	<ul style="list-style-type: none"> Ginti (1-10) saptah ke naam Mera Parichay 		-----	<ul style="list-style-type: none"> Mahino ke naam Mera School 	-----
HINDI RHYMES	-----	Pg no(1-10)	-----	-----	Pg no(11-20)	-----
HINDI READING (HAPPY FACES)	-----	Pg no(15,20,25,31,36,40,46,52)	-----	-----	Pg no(58,66,71,72,75)	-----
HINDI SULEKH (HINDI SWAR SULEKH-)	Pg no(1-18)	Pg no(19-39)	-----	Pg no(40-46)	Pg no(47-60)	-----
EVS (MY WORLD AROUND ME)	Pg 1-22	Pg 23-74	-----	Pg 75-97	Pg. 98-134	-----
ENGLISH CONVERSATION (ORAL)	-----	My Self My School Colours Parts of the Body People Who Help Us	-----	-----	Directions Time	-----

<p>Gk (ORAL) (QUESTIONS/ANSWERS)</p>	<p>1. What color is an apple? ☞ An apple is red.</p> <p>2. Which fruit is yellow? ☞ Banana is yellow</p> <p>3. Which animal says "Moo"? ☞ A cow says "Moo".</p> <p>4. Where does a fish live? ☞ A fish lives in water..</p>	<p>1. What do plants need to grow? ☞ Plants need water, sunlight, and air.</p> <p>2. Which season is very hot? ☞ Summer season is very hot</p> <p>3. What do we drink when we are thirsty? ☞ We drink water.</p> <p>4. Which vehicle flies in the sky? ☞ An areophane flies in the sky.</p> <p>5. What do you say when you get a gift? ☞ We say "Thank you".</p> <p>6. What do you say when you hurt someone? ☞ We say "Sorry".</p>	<p>_____</p>	<p>1. What is the name of our country? ☞ India is the name of our country</p> <p>2. What is the national flag of India called? ☞ Tricolor /Tiranga</p> <p>3. What are the colors of our flag? ☞ Saffron, White, Green</p> <p>4. What is our national flower? ☞ Lotus is our national flower.</p>	<p>1. How many days are there in a week? ☞ There are 7 days in a week</p> <p>2. What is the name of our national animal? ☞ Tiger is our national animal.</p> <p>3. What is the name of our national bird? ☞ The name of our national bird is Peacock.</p> <p>5. What do red lights mean? ☞ Stop</p> <p>6. What do green lights mean? ☞ Go</p> <p>7. What should we wear while riding a bike? ☞ Helmet</p>	<p>_____</p>
--	---	---	--------------	--	---	--------------

**VALUE EDUCATION
(ORAL-
QUESTIONS/ANSWERS)**

Q1. Who is the Father of all?
Ans. God is the father of all.
Q2. Where is God?
Ans. God is everywhere
Q3. Why should we thank God?
Ans. We should thank God for everything.
Q4. What are the three magical word
Ans. The three magical words are sorry, please and thank you.
Q5. What is sharing?
Ans. Sharing is caring.
Q6. How do good childern speak?
Ans. They always speak good words.
Q7. What should good childern not do?
Ans. They should not tell a lie.
Q8. Should we waste food?
Ans. No, we should not waste food.

Q1. How should we behave with our elders?
Ans. We should obey and respect our elders.
Q2. What should we ask when we see somebody in need?
Ans. We should ask - "How can can I help you?"
Q3. Where should we throw the waste?
Ans. We should throw the waste in the dustbin.
Q4. What kind of clothes should we wear?
Ans. We should wear neat and clean clothes.
Q5. How should we treat the animals?
Ans. We should treat them with love and care.
Q6. Name any four good habits?
Ans. Four good habits are-
We should get up early in the morning,
brush our teeth
Q7. Where is God?
Ans. God is everywhere, take a bath daily, and trim your nails.



**LEARN AND PRACTICE
IT DAILY**

SOCIAL ETTIQUETES AND GOOD MANNERS

- ✚ If you are standing in a queue, wait for your turn patiently
- ✚ Do not scream or shout unnecessarily in public places
- ✚ Welcome people you know with a smile and a polite "Hello"
- ✚ Practice saying "excuse me" or "sorry" if you bump into someone
- ✚ Do not run on a busy road

TABLE MANNERS

- **Preparation:** Wash hands and face before coming to the table.
- **Seating:** Sit properly with bottoms in chairs and feet on the floor, keeping elbows off the table while eating.
- **Beginning:** Wait until everyone is served and seated before starting to eat.
- **Napkin Use:** Place the napkin on the lap immediately upon sitting and use it to wipe the mouth.
- **Eating Behavior:** Chew with the mouth closed, do not talk with food in the mouth, and avoid playing with food.
- **Utensils:** Use forks, spoons, and knives properly rather than fingers, unless the food is meant to be eaten by hand.
- **Politeness:** Use "please" and "thank you" when requesting items. Ask for items to be passed instead of reaching across the table.
- **During the Meal:** Stay seated, avoid making noise while eating, and refrain from making rude comments about the food.
- **Ending the Meal:** Ask to be excused if leaving the table before others and help clean up.

